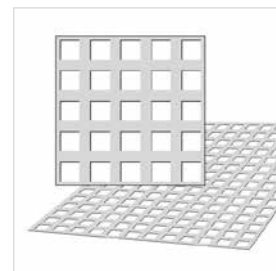


■ LOCHBLECH QG 3.0 - 5.0

DIN 24041/EN10025

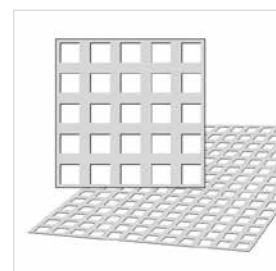
Material	Stärke mm	Format mm	GTIN
Stahl	1,00	1000 x 2000	4062768022270



■ LOCHBLECH QG 5.0 - 8.0

DIN 24041/EN10025

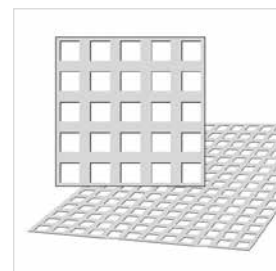
Material	Stärke mm	Format mm	GTIN
Stahl	1,00	1000 x 2000	4062768022294
Stahl	1,50	1000 x 2000	4062768022300
Stahl	1,50	1250 x 2500	4062768022324
Stahl	1,50	1500 x 3000	4062768024632
Stahl	2,00	1000 x 2000	4062768024656
verzinkt	1,00	1000 x 2000	4062768023062
verzinkt	1,50	1250 x 2500	4062768023086
1.4301 einseitig geschliffen	1,50	1000 x 2000	4062768024083
1.4301	1,50	1000 x 2000	4062768023505
Aluminium	2,00	1000 x 2000	4062768023093



■ LOCHBLECH QG 8.0 - 10.0

DIN 24041/EN10025

Material	Stärke mm	Format mm	GTIN
Stahl	1,00	1000 x 2000	4062768022362
Stahl	1,50	1000 x 2000	4062768022386
Stahl	2,00	1250 x 2500	4062768024960



■ LOCHBLECH QG 8.0 - 12.0

DIN 24041/EN10025

Material	Stärke mm	Format mm	GTIN
Stahl	1,00	1000 x 2000	4062768022416
Stahl	1,50	1000 x 2000	4062768022423
Stahl	1,50	1250 x 2500	4062768022454
Stahl	1,50	1500 x 3000	4062768022478
Stahl	2,00	1000 x 2000	4062768022430
Stahl	2,00	1250 x 2500	4062768022461
Stahl	2,00	1500 x 3000	4062768022485
verzinkt	1,00	1000 x 2000	4062768023116
verzinkt	2,00	1000 x 2000	4062768024359

