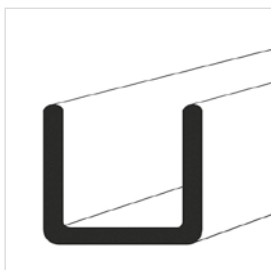


■ U-BORDWANDPROFIL S235JR SCHWARZ
EN10162/EN10025

mm	mm	mm	Länge mtr	kg/mtr	GTIN
20	20	1,5	6	0,670	4062768101104
23	23	1,5	6	0,770	4062768101128
25	25	1,5	6	0,830	4062768101135

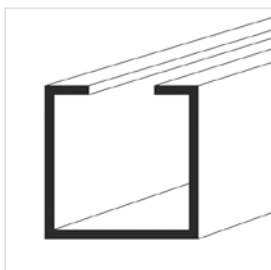
mm	mm	mm	Länge mtr	kg/mtr	GTIN
28	28	1,5	6	0,940	4062768101159
30	30	1,5	6	1,010	4062768101166
30	30	2	6	1,340	4062768101173



■ U-BORDWANDPROFIL S235JR VERZINKT
EN10162/EN10025

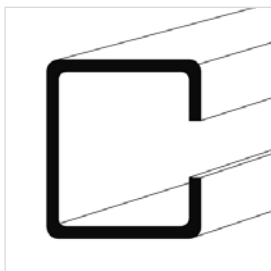
mm	mm	mm	Länge mtr	kg/mtr	GTIN
20	20	1,5	6	0,670	4062768101012
23	23	1,5	6	0,770	4062768101036
25	25	1,5	6	0,830	4062768101043

mm	mm	mm	Länge mtr	kg/mtr	GTIN
28	28	1,5	6	0,940	4062768101067
30	30	1,5	6	1,010	4062768101074
30	30	2	6	1,340	4062768101081



■ TRENNWAND-MARKISENPROFIL S235JR
EN10162/EN10025

mm	mm	mm	mm	Länge mtr	kg/mtr	GTIN
30	30	10	2	6	1,580	4062768100893
40	40	10	2	6	2,052	4062768100916



■ C-PROFIL S235JR (LEICHTBAU)
EN10162/EN10025

mm	mm	mm	mm	Länge mtr	kg/mtr	GTIN
40	40	12	3	6	2,830	4062768101272
60	40	15	3	6	3,600	4062768193154
80	40	15	3	6	4,190	4062768101197
100	40	15	3	6	4,660	4062768101203
120	40	15	3	6	5,130	4062768101210

mm	mm	mm	mm	Länge mtr	kg/mtr	GTIN
140	40	15	3	6	5,600	4062768101227
160	40	15	3	6	6,080	4062768101234
180	40	15	3	6	6,550	4062768101241
200	40	15	3	6	7,020	4062768101258
220	40	15	3	6	7,350	4062768101265