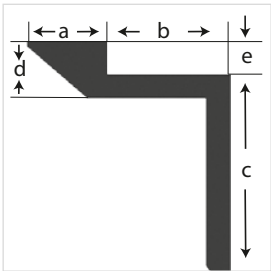


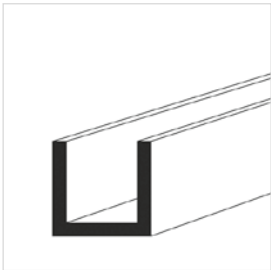
■ WINKELÄHNLICHER STAHL S235JR
EN10025

| mm | mm | mm | mm | Länge mtr | kg/mtr | GTIN |
|----|----|----|----|--------------|--------|---------------|
| 53 | 16 | 10 | 8 | 6 | 4,000 | 4062768099418 |



■ BODENBELAGSWINKEL S235JR
EN10025

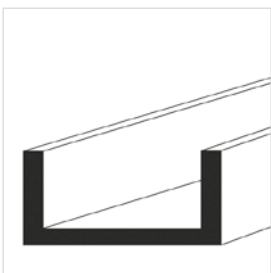
| mm | mm | mm | mm | mm | Länge mtr | kg/ mtr | GTIN |
|----|----|----|----|----|--------------|------------|---------------|
| 16 | 24 | 40 | 10 | 5 | 6 | 3,300 | 4062768099449 |
| 20 | 30 | 50 | 10 | 5 | 6 | 4,120 | 4062768099456 |
| 20 | 30 | 50 | 12 | 7 | 6 | 4,480 | 4062768099463 |
| 20 | 30 | 50 | 14 | 7 | 6 | 5,500 | 4062768099470 |
| 20 | 30 | 50 | 17 | 10 | 6 | 5,700 | 4062768099487 |



■ ROLLADEN-U-STAHL S235JR SCHARFKANTIG
EN10025

| mm | mm | mm | Länge mtr | kg/mtr | GTIN |
|----|------|-----|--------------|--------|---------------|
| 12 | 12,5 | 2 | 6 | 0,520 | 4062768100145 |
| 12 | 20 | 1,5 | 6 | 0,540 | 4062768100152 |
| 15 | 15 | 1,5 | 6 | 0,490 | 4062768100169 |
| 15 | 20 | 1,5 | 6 | 0,600 | 4062768100176 |
| 20 | 20 | 2 | 6 | 0,880 | 4062768100183 |
| 20 | 20 | 2,5 | 6 | 1,080 | 4062768100190 |
| 25 | 25 | 2 | 6 | 1,120 | 4062768100206 |
| 25 | 25 | 2,5 | 6 | 1,380 | 4062768100213 |
| 25 | 25 | 4 | 6 | 2,100 | 4062768100220 |

| mm | mm | mm | Länge mtr | kg/mtr | GTIN |
|----|----|------|--------------|--------|---------------|
| 28 | 40 | 2,75 | 6 | 2,230 | 4062768100237 |
| 30 | 30 | 2 | 6 | 1,350 | 4062768100244 |
| 30 | 30 | 2,5 | 6 | 1,670 | 4062768100251 |
| 30 | 30 | 3 | 6 | 1,850 | 4062768100268 |
| 33 | 50 | 3,75 | 6 | 3,750 | 4062768100282 |
| 36 | 36 | 3 | 6 | 2,400 | 4062768100299 |
| 40 | 40 | 3 | 6 | 2,690 | 4062768100312 |
| 50 | 50 | 4 | 6 | 4,460 | 4062768100336 |
| 60 | 55 | 5 | 6 | 6,290 | 4062768100343 |



■ U-STAHL S235JR SCHARFKANTIG
EN10025

| mm | mm | mm | Länge mtr | kg/mtr | GTIN |
|----|----|------|--------------|--------|---------------|
| 20 | 15 | 2,5 | 6 | 0,900 | 4062768099968 |
| 24 | 15 | 2 | 6 | 0,790 | 4062768099838 |
| 30 | 15 | 3 | 6 | 1,280 | 4062768099845 |
| 30 | 20 | 4 | 6 | 1,980 | 4062768099982 |
| 36 | 24 | 3 | 6 | 1,850 | 4062768099869 |
| 40 | 24 | 3,25 | 6 | 2,080 | 4062768100008 |
| 45 | 27 | 3,25 | 6 | 2,380 | 4062768100015 |

| mm | mm | mm | Länge mtr | kg/mtr | GTIN |
|----|----|------|--------------|--------|---------------|
| 50 | 25 | 3 | 6 | 2,220 | 4062768099883 |
| 50 | 30 | 3,25 | 6 | 2,650 | 4062768100022 |
| 50 | 30 | 4 | 6 | 3,210 | 4062768099890 |
| 60 | 30 | 3 | 6 | 2,720 | 4062768099906 |
| 60 | 30 | 4 | 6 | 3,550 | 4062768099913 |
| 60 | 38 | 4 | 6 | 4,050 | 4062768099920 |
| 80 | 25 | 3,5 | 6 | 3,400 | 4062768100077 |

Wir erweitern ständig unser Lagerprogramm, nicht aufgeführte Abmessungen sind auf Anfrage lieferbar.