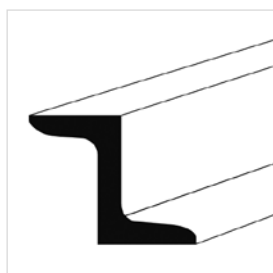


Z-STAHL S235JR SCHARFKANTIG
EN10025

mm	mm	mm	mm	Länge mtr	kg/mtr	GTIN
9	20	13	3	6	0,840	4062768100602
16	25	25	3,5	6	1,620	4062768100619
30	16	13	4	6	1,600	4062768100503
30	35	17	4	6	2,320	4062768100626

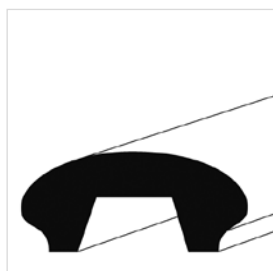
mm	mm	mm	mm	Länge mtr	kg/mtr	GTIN
40	35	25	3	6	2,220	4062768100558
40	35	25	4	6	2,900	4062768100565
48	50	25	4	6	3,650	4062768100398



Z-STAHL S235JR RUNDKANTIG
DIN 1027/EN10025

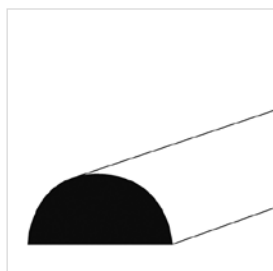
mm	mm	mm	mm	Länge mtr	kg/ mtr	GTIN
25	16	16	3,5	6	1,200	4062768100367
30	38	38	4,5	6	3,390	4062768100374
40	40	40	5	6	4,250	4062768100381
50	43	43	5,5	6	5,300	4062768100404
60	45	45	6	6	6,200	4062768100428

mm	mm	mm	mm	Länge mtr	kg/mtr	GTIN
80	50	50	7	6	8,700	4062768100435
100	55	55	8	6	11,400	4062768100442
120	60	60	9	6	14,300	4062768100459
140	65	65	10	6	18,000	4062768100473
160	70	70	11	6	21,600	4062768100480



HANDLEISTENSTAHL S235JR
EN10025

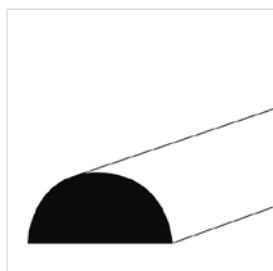
mm	mm	mm	Länge mtr	kg/mtr	GTIN
40	18	8	6	3,300	4062768100664
50	22,5	10	6	5,300	4062768100671



HALBRUNDSTAHL S235JR
EN10025

mm	mm	Länge mtr	kg/mtr	GTIN
16	8	6	0,790	4062768100695
20	10	6	1,220	4062768100701
30	15	6	2,750	4062768100725
40	20	6	4,920	4062768100749

mm	mm	Länge mtr	kg/mtr	GTIN
50	25	6	7,650	4062768100763
60	30	6	11,000	4062768100787
75	37,5	6	17,300	4062768100794



FLACHHALBRUNDSTAHL S235JR
EN10025

mm	mm	Länge mtr	kg/mtr	GTIN
30	10	6	1,730	4062768100718
40	10	6	2,220	4062768100732
50	13	6	3,600	4062768100756