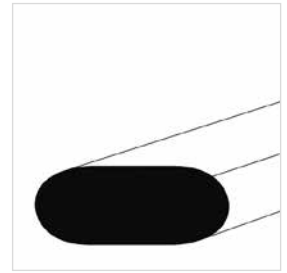


■ FLACHOVALSTAHL S235JR (STALLROSTPROFIL)

EN10025

mm	mm	Länge mtr	kg/mtr	GTIN
20	10	6	1,390	4062768102491
24	11	6	1,960	4062768102460
25	8	6	1,450	4062768102507

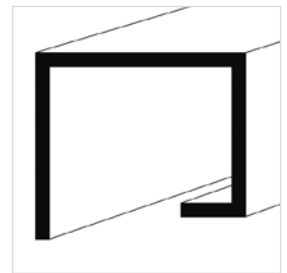
mm	mm	Länge mtr	kg/mtr	GTIN
30	10	6	2,170	4062768102484
32	18	6	3,950	4062768102514
40	10	6	2,950	4062768102477



■ SCHEUERLEISTENPROFIL S235JR

EN10025

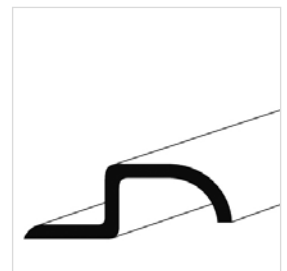
mm	mm	mm	mm	Länge mtr	kg/mtr	GTIN
50	40	30	2	6	1,860	4062768100930
70	50	35	2,5	6	3,000	4062768100923



■ KIPPER-Z-PROFIL S235JR

EN10025

mm	mm	mm	mm	Länge mtr	kg/mtr	GTIN
40	31	45,5	3	6	2,830	4062768100961
45	34	62	4	6	4,460	4062768100954



■ TREPPENSCHUTZSCHIENE S235JR

mm	Länge mtr	kg/mtr	GTIN
35	6	1,750	4062768102279

